

# Shift Into Winter: Practical BC Winter Driving Tips

November 4, 2020

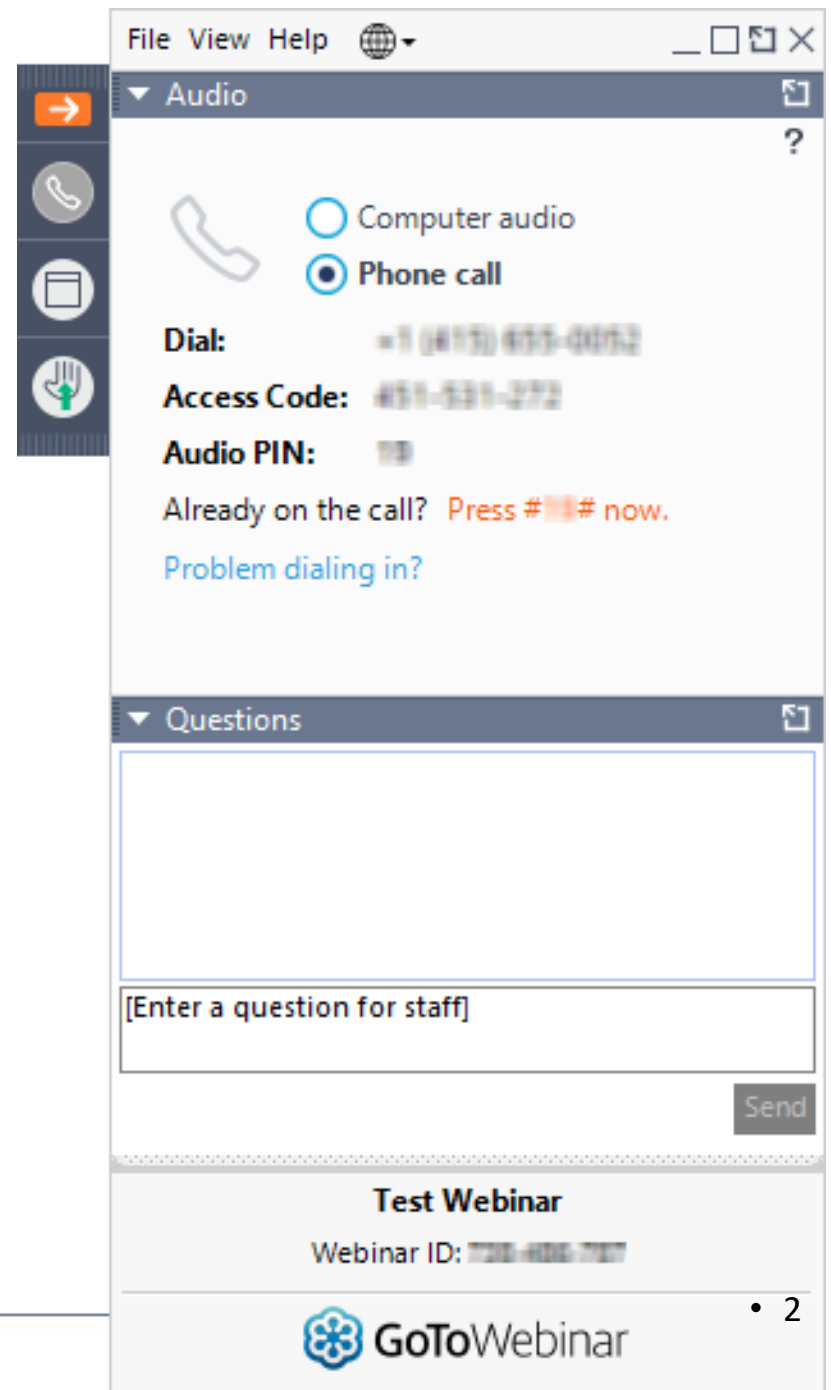


# Audio Instructions

Select “Computer audio” to use your computer’s sound

OR

Select “Phone call” to dial in



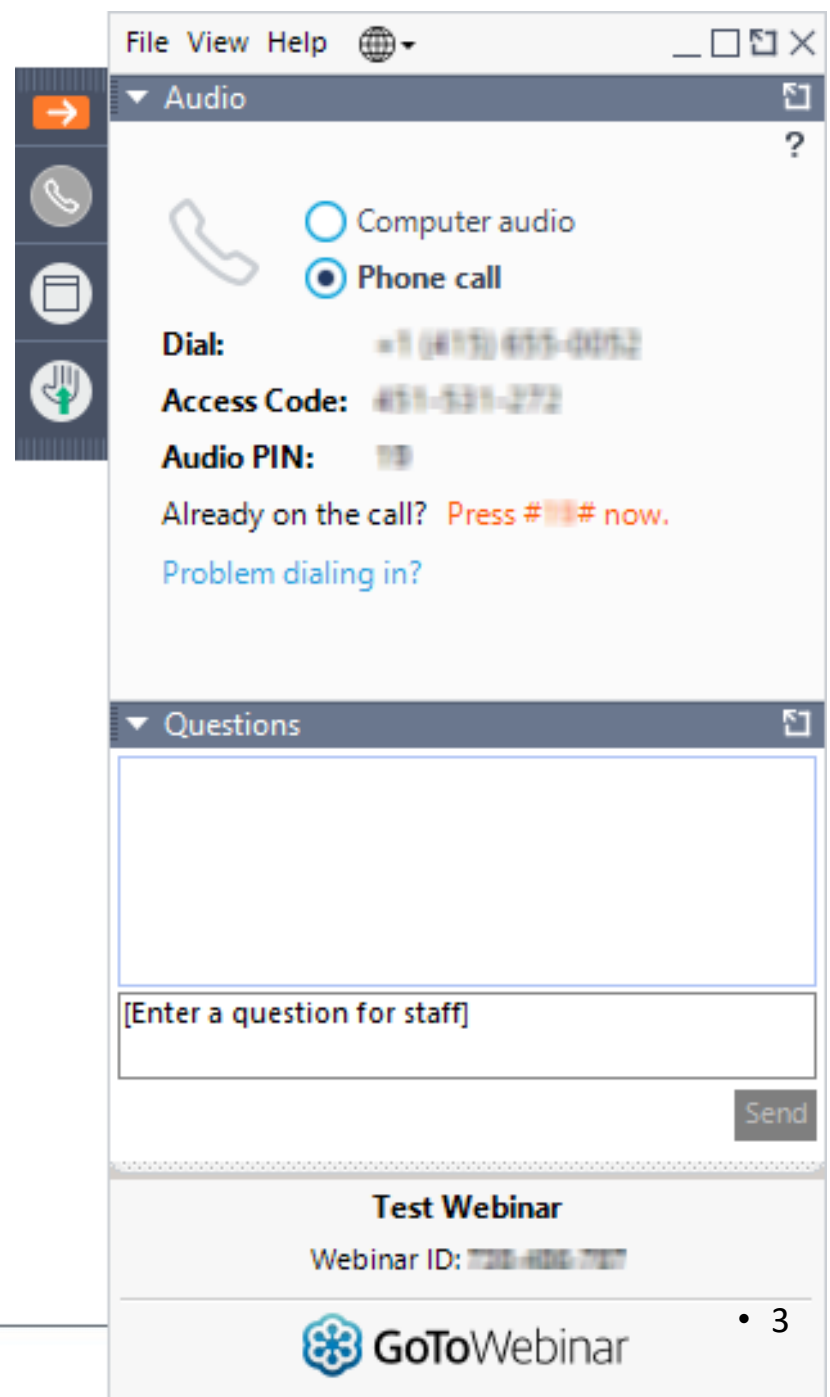
The screenshot shows a software window titled "Audio" with a menu bar containing "File", "View", "Help", and a globe icon. On the left side, there is a vertical toolbar with four icons: an orange arrow, a telephone handset, a calendar, and a hand with a green arrow. The main content area is divided into two sections. The top section, titled "Audio", contains a telephone handset icon, two radio buttons, and several text fields. The "Computer audio" radio button is unselected, while the "Phone call" radio button is selected. Below these are fields for "Dial:" with the value "+1 (415) 633-0052", "Access Code:" with the value "633-631-272", and "Audio PIN:" with the value "99". A red text prompt says "Already on the call? Press #99# now." and a blue link says "Problem dialing in?". The bottom section, titled "Questions", features a large empty text box, a smaller input field with the placeholder "[Enter a question for staff]", and a "Send" button. At the bottom of the window, a footer area displays "Test Webinar", "Webinar ID: 7720-4886-7707", and the GoToWebinar logo. A page number "2" is visible in the bottom right corner.

# Asking questions

Click on “Questions”  
to expand the  
Questions pane

Then

Type your question  
to the moderator



The screenshot shows a GoToWebinar interface with a dark sidebar on the left containing icons for navigation. The main content area is divided into two panes. The top pane, titled 'Audio', shows options for 'Computer audio' (unselected) and 'Phone call' (selected). Below these are fields for 'Dial: +1 (815) 655-0052', 'Access Code: 455-535-272', and 'Audio PIN: 123'. A message reads 'Already on the call? Press #123# now.' and a link 'Problem dialing in?' is visible. The bottom pane, titled 'Questions', contains a large text input area with the placeholder '[Enter a question for staff]' and a 'Send' button. At the bottom of the interface, the text 'Test Webinar' and 'Webinar ID: 7728-4886-7287' is displayed, along with the GoToWebinar logo and a page number '3'.

# Introducing our partners



**SafeCare BC**

**Mavis Gibson**

Director

Workplace Health and Safety Programs



# SafeCare BC

- Industry funded health and safety association formed in January 2014
- Mandate: Reduce injuries among continuing care workers in BC
- Membership includes
  - Long-term care
  - Community health support
  - Associated members





# SafeCare BC

## Our Vision

Safe, healthy and injury-free workplaces in continuing care

## Our Mission

To **empower** those working in the continuing care sector to **create safer, healthier workplaces** by fostering a **culture of safety** through evidence-based **education, leadership** and **collaboration**



- Canada's leading public safety educator
- Offers programs and courses that provide students with qualifications for careers in public safety, health, community & social justice, and criminal justice & security, driver education & road safety

# Introducing today's presenters



**Anita Deiter**  
**Shift Into Winter**  
Campaign Manager



**Angelina Robinson**  
**Road Safety At Work**  
Client Relationship  
Manager



# Overview

## Ways to:

- Prepare your vehicle
- Prepare yourself
- Find more information

## Practical winter driving tips for:

- Cold weather
- Snow/slush
- Rain
- Fog
- Tools and resources
- Questions and answers



# Prepare your vehicle



- Install winter tires

- It's the **law**

Other things to do:



❖ [ShiftIntoWinter.ca](http://ShiftIntoWinter.ca)

# Prepare yourself



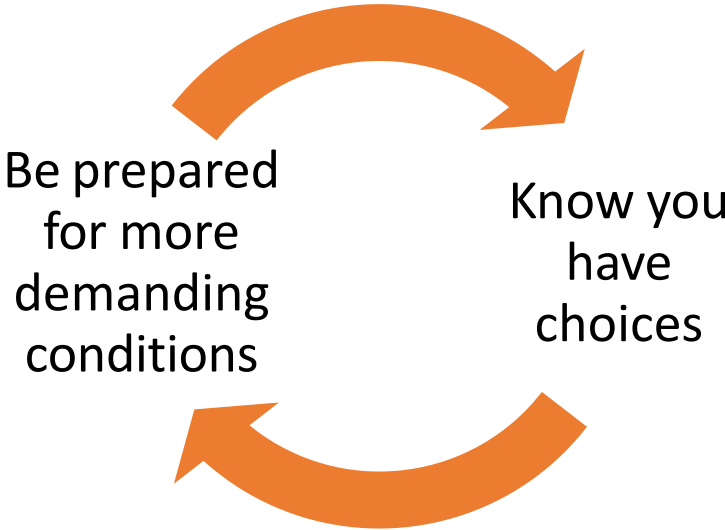
# Prepare yourself



# Prepare yourself



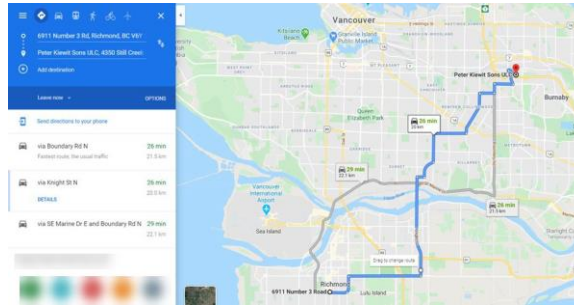
# Winter driving tips



# Winter driving tips



*DriveBC road conditions*



*Google Maps route planning*

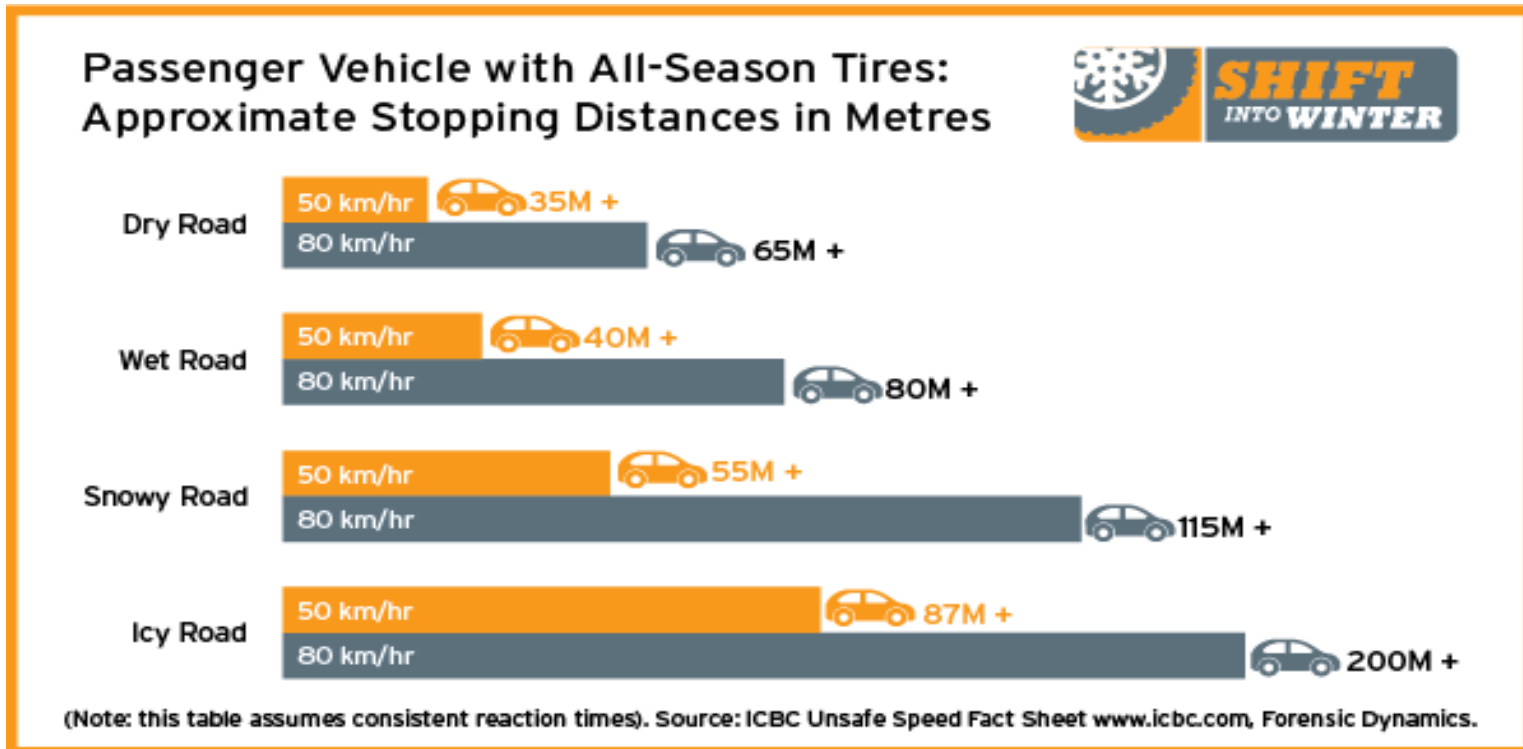


*Local weather conditions*

- Find and use “trouble-free” routes
- Avoid routes with steep hills and other known “trouble spots”
- Give yourself enough time to get there
- Accept there may be unexpected delays

# Winter driving tips

- Turn on your headlights and tail lights
- Reduce your speed to match the conditions
- Follow at a safe distance





# Winter driving tips



Follow the rules:

- Company policies and procedures
- The rules of the road

you are having trouble:

- Pull well off the road
- Turn on your hazard lights
- Follow emergency response process
- Call for help

# Tips for different types of weather



**Fog**



**Rain**



**Slush**



**Snow**



**Brrrrrrr**

# Pay attention to temperature

- 7° Celsius: winter tires work better!
- Critical zone: +5° C to -5° C
- Watch your thermometer
- Be aware of **transitions**
  - ❖ Warming during the day; cooling in afternoon
  - ❖ Warming / cooling as elevation changes



# Drive smoothly

- There's less traction in winter
- Smooth driving maneuvers help maintain traction
  - ❖ Gentle brake applications
  - ❖ Go easy on the gas pedal
  - ❖ Smooth steering



# How to control a skid



Do not:

- Panic
- Steer wildly
- Brake quickly



Do:

- Ease off gas or brake pedal
- Look & steer in the direction you want to go

# Watch for black ice



- Thin layer of transparent ice on top of black pavement
- Pavement looks shiny
- Dry-looking pavement with glossy patches
- Rain / recent rain, temperature at or just below zero
- Thawing temperatures in day / freezing at night
- Bridges and overpasses

# Watch for pedestrians and cyclists



- Not looking / can't see
- In a hurry, more likely to jay-walk, enter crosswalk late
- Double-check before turning right

# Signal your intentions



- Give advance warning
- Know your route beforehand
- Avoid last-minute lane changes and turns



# Beware the (slippery) beaten path



- Many vehicles on the same track create narrow strips of glare ice especially at intersections
- To find better traction drive to the left or right

# Winter serves terrible slushies



- Combination of snow / ice / water
- Unpredictable behaviour / traction
- Use extra caution
- Slow down, steer clear
- Big rigs can throw a lot of slush

# Hydroplaning



What is it?

- Thin layer of water accumulates between tires and road surface
- Quickly reduces traction – and control

What to do

- Slow down
- Avoid pools / ruts
- Ease off gas, firm grip on wheel

# More tips for wet weather



- Headlights and tail lights **ON**
- Fog lights **OFF**
- Beware of oil and water
- Keep your distance

# Finding your way through the fog



- Fog lights **ON**
- High beams **OFF**
- Reduce speed to match visibility

# Finding your way through the fog



Warm up the windshield



Set wipers to 'intermittent'



Watch the fog line

# Take-aways 1



Ways to:

- Prepare your vehicle
- Prepare yourself
- Find more information

Practical winter driving tips for:

- Cold weather
- Snow/slush
- Rain
- Fog

# Take-aways 2



- Practice
- Match your speed to the conditions
- Steer, accelerate and decelerate smoothly
- Watch the temperature
- Leave more space
- Be careful of black ice, slush, pools of water, splash from other vehicles
- Turn on your headlights and tail lights
- Use your defroster & wipers



# Questions?





Contact us  
with your questions




[arobinson@roadsafetyatwork.ca](mailto:arobinson@roadsafetyatwork.ca)



**SafeCare BC**

CELEBRATING 5 YEARS SUPPORTING CONTINUING CARE

[mavis@safecarebc.ca](mailto:mavis@safecarebc.ca)



Visit our websites  
for more tools and resources



[www.shiftintowinter.ca](http://www.shiftintowinter.ca)



[www.roadsafetyatwork.ca](http://www.roadsafetyatwork.ca)



<https://www.safecarebc.ca>



***Just Launched!***

**New online course  
from JIBC**



**Introduction to Winter  
Driving Fundamentals**

***Just Launched!***

## **Free Winter Driving Safety online course**



## ***Winter Tire Give Away*** **Enter to Win!**

Complete the winter driving safety online course and exit survey by December 15, 2020 to be entered into a draw for a set of winter tires courtesy of Kal Tire (estimated value up to \$1,000).





Thank you !

See next slide for a list of links to resources mentioned in this webinar





## Links to various resources mentioned in this webinar

### Shift into Winter

- [Prepare Yourself](#) tip sheet for drivers
- [Prepare Your Vehicle](#) tip sheet for drivers
- [Drive for the Conditions](#) tip sheet for drivers
- [Employer Tool Kit](#)
- [Worker Tool Kit](#)
- [Winter Tire Information](#)
- [Winter Driving Survival Checklist](#)
- [Winter Driving Safety Quiz](#)
- [Free Online Winter Driving Safety Course for Employers and Supervisors](#)
- [Keeping Your Employees Safe During Winter Driving](#) webinar

### Drive BC

- [Current Road Conditions / Highway Cameras](#)
- [Weather Conditions](#)
- [Designated Winter Tire and Chain Routes](#)

### Road Safety at Work

- [Making Necessary Adjustments to Your Mirrors and Seatbelts](#)
- [Vehicle Emergency Kit](#)
- [Journey Management](#)
- [Establishing a Check-In System](#)

### Justice Institute of BC

- [Fleet Driver Training](#)
- [Total Control Driving - 1 day](#)
- [Total Control Driving - 2 days](#)
- [Collision Avoidance Driving](#)

### SafeCare BC:

- [Tools and Resources](#)
- [Winter Driving Tip Sheet for Community and Home Care Workers](#)